

Machida City

# Separation and Disposal of Garbage and Recyclables

【English】



For details, download  
'garbageinfo app.'  
of Machida City



iOS

Android

## Burnable Garbage



**Burnable Garbage** needs to be taken out by 8:30am on the “burnable garbage collection day” in front of your house (as for apartments, at the designated collection points).

- Burnable garbage needs to be in **the designated prepaid bag** before disposal (See **page8**).
- Collection days vary by area. Please check the “Garbage Collection Calendar of Machida City” or download the “garbageinfo app.” for details.

☆Ash from burnable garbage will be recycled into cement.

## Examples

<b>Kitchen waste</b> ※ Drain water well before disposal	<b>Cooking oil</b> ※ Absorb oil into paper or cloth, or solidify before disposal	<b>Stuffed animals, Cushions</b>	<b>Shoes, Boots</b>
<b>Cloth, Plastic or Leather products</b>	<b>Dirty clothes, Wet clothes</b>	<b>Ice packs or Instant heat pads</b>	<b>Tissues, Dirty paper or Unrecyclable paper products</b>
		<ul style="list-style-type: none"> <li>○ An item that can not be contained into the largest designated bag(40ℓ) needs to be treated as “oversized garbage” (See page7).</li> <li>○ Please make sure that all bags are properly tied at the tops.</li> </ul>	
<b>Wood chips or scraps, Lumber</b> Max.diameter: 10cm	<b>Home medical tools</b> Soft materials (tubes, CAPD bags, gauze, cotton, catheters, etc.)		



★ The garbage bags below are also collected on “burnable collection days”.

## Transparant or translucent bags of Plant debris (See Page3)

- Plant debris (non-recyclable pruned branches, scraps from pruning, fallen leaves, weeds, roots etc.) can be put into transparant or translucent bags and taken out.
- Max. capacity : 90ℓ in total (Up to 45ℓ × 2 bags) at one time



## Diaper bags

- Only diapers or excrement storage bags can be put into “diaper bags”.
- Feces need to be flushed into the toilet before disposal.





## Non-burnable Garbage



**Non-burnable Garbage** needs to be taken out by 8:30am on the “non-burnable garbage collection day” in front of your house (as for apartments, at the designated collection points).

- Non-burnable garbage needs to be in **the designated prepaid bag** (See page8).
- Collection days vary by area. Please check the “Garbage Collection Calender of Machida City” or download the “garbageinfo app.” for details.

### Examples

<b>Dishes, Pottery or Glassware</b>	<b>Flowerpots, Planters or Floral-foam</b>	<b>Toys</b>	<b>Small electrical products or Printers</b> ※ Excluding items subject to *Home Appliance Recycling Law
<b>Light bulbs</b> (Excluding fluorescent lights)	<b>Cassette tapes, Video tapes, CDs, DVDs</b>	<b>Rackets, Umbrellas, Bats, etc.</b> ※ If these long thin items stick out of the bag, only the 40ℓ designated bag is acceptable. (See the explanation below)	<b>Logs</b> Max. diameter: 10-15cm
<b>Mirrors, Broken glass</b> ※ They need to be securely wrapped in cloth or newspaper before disposal.	<b>Knives, Scissors</b> ※ They need to be securely wrapped in cloth or newspaper before disposal.	<b>Tire chains, Iron dumbbells</b> ※ They need to be in the designated garbage bag, separated from other items.	<b>Home medical tools</b> ※ Hard materials (insulin cartridges, injection syringes, etc.) <b>Caution: needles need to be returned to hospitals or pharmacies.</b>

- An item that can not be contained into the designated 40ℓ bag needs to be treated as “oversized garbage” (See page7).

**Long thin items** are acceptable as non-burnable garbage, even though they stick out of the bags. **The 40ℓ designated prepaid bag** is necessary to contain them.

### Examples

<b>Vacuum cleaner handles/hoses</b>	<b>Rackets</b>	<b>Tension rods</b>
<b>Golf clubs</b>	<b>Brooms</b>	<b>Fishing rods</b>
<b>Shovels</b>	<b>Baseball bats</b>	<b>Umbrellas</b>

### Other long thin items (besides the left examples)

Diameter: Up to 15cm  
Length : Up to 140cm  
Weight : Up to 10kg

Up to 140cm

Up to 10kg

Up to 15cm

### Acceptable way of disposal (Long thin items)



※ By \*Home Appliance Recycling Law (Law for Recycling of Specified Kinds of Home Appliance), TV sets, refrigerators, freezers, air conditioners, washing machines and garment dryers need to be returned to home electric appliance shops.





### (Recyclable) Pruned branches

- Pruned branches need to be bundled and taken out at your area's designated recyclable collection point by 8:30am on the "pruned branch collection day".
- The collection days of "pruned branches" vary by area. Please check the callender of garbage collection or download "garbageinfo.app" of Machida City.

- ☆ Pruned branches will be recycled into wood chips, then fermented and matured into compost.
- ☆ Machida City Branch Rrcycling Center takes charge of the whole recycling processes.



Rules	
Size	Diameter of each branch ⇒ Up to 10cm Length of each branch ⇒ Up to 60cm Dianeter of each bundle ⇒ UP to 30cm ◎Bundle them at both ends
Collection day	Twice a month (See the calender of garbage collection)
Collection point	Local recyclable collection points
Max. amount	No specific limit ※Make sure that branches don't obstruct traffic.

- Remove any metal or other materials except for wood.
- Waste wood or rotten branches can not be collected as "recyclable pruned branches". Depending on size, take them out as "burnable garbage" or "oversized garbage".
- Recyclable pruned branches will be collected at the designated recyclable collection points, while other plant debris is collected at your house. Be carefull where you take them out to.
- Tie them loosely just enough to prevent a bundle from falling apart. Because strings will be removed by the collectors.
- Toxic plants or fibrous plants are not recyclable. ※See the next article.

### Unrecyclable Pruned Branches And other plant debris

- Plant debris and unrecyclable branches can be taken out by 8:30am on "burnable garbage collection days" with burnable garbage in front of your house. The designated prepaid bags are not necessary.

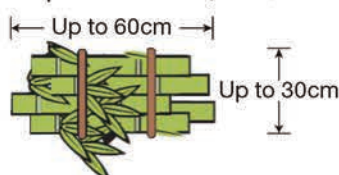
#### Plant debris

- Weeds, flowers, grass, roots, pruning waste, etc. (No kitchen trash)



#### Unrecyclable pruned branches

- Toxic plants (such as: Japanese lacquer trees *urushi*, etc.)
- Fibrous plants (such as: bamboos, windmil palms *shuro*, etc.)



Rules	
Size	<b>Plant debris</b> It needs to be put in a transparant or translucent bag. ※No kitchen trash must not be mixed.
	<b>Unrecyclable pruned branches</b> Diameter of each branch ⇒ Up to 10cm Length of each branch ⇒ Up to 60cm Dianeter of each bundle ⇒ UP to 30cm
Collection day	Burnable garbage collection day
Collection point	in front of your house (if apartment, at the designated collection point)
Max. amount	Up to 90ℓ at a time ※If the plants are hard to be put in bags, bundle them up. Up to 2 bundles (Max.: 2bags + 2bundles)

- Soil needs to be removed from plant roots, and the debris needs to be dried up before being taken out.
- Timber is unacceptable in this category. It needs to be taken out as burnable garbage or oversized garbage depending on size.





## Used Paper and Clothes

- Used paper and clothes need to be taken out at your area's designated recyclable collection points by 8:30am on designated days.
- The collection days vary by area. Please check the callender of garbage collection or download "garbageinfo.app" of Machida City.

☆Used paper will be recycled into various paper products such as newspaper, cardboard or toilet paper

※Sort it out, according to the following instructions before disposal.

### News paper



- Nothing but newspaper or flyers should be mixed.
- Be sure to tie them up with a string in a criss-cross fashion.

### Cardboard



- Remove any material except for paper.  
(e.g. metal, plastics, cushioning materials such as styrofoam)
- Unfold cardboard boxes, fold them into the same size and bundle them with a string.

### Magazines, Books



- Miscellaneous paper can be put in between pages.
- Be sure to tie them up with a string in a criss-cross fashion.


### Cartons



- Cartons need to be rinsed and dried before disposal.
- Unfold them and tie them up with a string.
- Cartons with silver or brown coating inside are not recyclable.  
→Take them out as "burnable garbage".
- Cut off plastic spouts.  
→Take them out as "burnable garbage".

※Cartons with capacity of 500ml or more can also be collected at the "base collection points" (See page8).

### Miscellaneous paper



#### Miscellaneous paper (Recyclable)


- ◆ Empty boxes for sweets ◆ Wrapping paper ◆ Memo pads
- ◆ Postcards ◆ Envelopes (after removing plastic films) ◆ Letter paper
- ◆ Chopstick sleeves ◆ Tobacco cartons (after removing films and foils)
- ◆ Tissue boxes (after removing plastic films) ◆ Calenders
- ◆ Cores of toilet paper or plastic cling film rolls etc.

#### Burnable garbage (Unrecyclable)

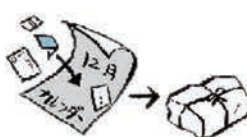
- ◆ Vinyl coated paper ◆ Waterproof paper (e.g. paper cups)
- ◆ Oiled paper ◆ Gilt or silver paper ◆ Photographs ◆ Waxed paper
- ◆ Thermal paper ◆ Carbon or carbonless copy paper
- ◆ Dirty paper etc.

<How to dispose of "Miscellaneous Paper"> ※Do not use plastic bags to contain it.

- Large sheet of paper or the same shaped paper should be tied with a string.
- Paper with irregular shapes or sizes (if unable to be bundled together) needs to be in a paper bag, wrapped in a large sheet of paper or inserted between pages of magazines in order to prevent it being scattered.



Put it into a paper bag and tie it with a string.



Wrap it in a large sheet of paper and tie it with a string.



Insert it between magazine pages and tie them with a string.

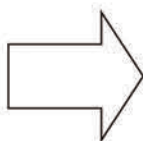


### Used clothes/ cloth

☆Usable items will be donated overseas. Other items will be recycled into rags for industrial or made into reclaimed wool such as felted fabric and cushion material.



Wash and  
dry them up



Put them in a  
transparent or a  
translucent bag.  
And securely tie  
the bag.

### Unacceptable

- ◆ Dirty items (e.g. muddy, moldy, or stained with oil or paint.)
- ◆ Torn or damaged items
- ◆ Uniforms or working clothes with individual or company names
- ◆ Futon mattresses, pillows, cushions
- ◆ Carpets, mats
- ◆ Diaper covers or toilet seat covers
- ◆ Ski-wears (pants, overalls)
- ◆ Woolen yarn
- ◆ Lace products
- ◆ Pet clothes or other items used for pets

### Points to note

- Refrain from taking out used clothes in rainy days, or they can get damaged by molds and unrecyclable.
- ※ The same is true, when the grounds are wet after rain.
- Most of used clothes will be sent overseas and reused. Therefore do not remove buttons or zippers. And be sure to wash and dry them well.



### PET Bottles (Plastic bottles)

- PET bottles are collected at the recyclable collection points. Take them out by 8:30am on the designated collection days (see the calendar of garbage collection).
- ※ You can also bring them into in-store collection points at supermarkets, etc.

☆PET bottles will be recycled into plastic products or textiles.



Remove caps and labels



Rinse them inside  
and crush them flat



Put PET bottles in the net at  
the recyclable collection points



Or to the "free  
collection base"  
(See page8)

- Be sure to empty PET bottles and rinse insides of them before disposal.
- Crush bottles flat before take them to the collection points.

※ Caps and labels can be collected as "plastic packaging".

※ Caps can also be brought in to "Recycle Hiroba Machida" (recycling plaza) for free.

### Acceptable as PET bottles

- PET bottles for beverage, alcohol, soy sauce, vinegar, dressing, or mirin (sweet sake for cooking)

### Unacceptable as PET bottles

- Take them out as "burnable garbage" or "non-burnable garbage" in the designated prepaid bags.
- PET bottles for cooking oil, cosmetic liquid, detergent, sauce (if greasy or hard to be cleaned)





Glass bottles,  
Cans and  
Spray cans

- Glass bottles, cans and spray cans need to be taken out at your area's designated recyclable collection points by 8:30am on the designated collection days.
- The collection days vary by area. Please check the callender of garbage collection or download "garbageinfo.app" of Machida City.

### Glass bottles

※Bottles for food, beverage or cosmetics (but milky white bottles) are acceptable.

☆There are two types of bottles, "returnable" or "one-way". Their recycling methods are different.

#### 【Returnable bottles】

Beer bottles, 1.8ℓ sake bottles, milk bottles, etc.



Washed



For repeated use

Please return  
the bottles  
to the shops

#### 【One-way bottles】

Bottles for coffee, seasoning, dressing, etc.



crushed  
and melted



Made into  
new bottles

### Points to note



Remove caps and rinse them



Put them in the orange-colored  
container at recyclable collection point

- Be sure to remove caps. Metal caps can be put into the blue container for "cans".
- Be sure to take your bags home with you in which you carried bottles.

### Unacceptable

【Items below are non-burnable garbage. Follow the directions on page2】

- ◆Glass cups ◆Beer mugs ◆Plate glass ◆Baby bottles ◆Glassware
- ⇒You can bring the items above to "Recycle Hiroba Machida (recycle-plaza)" for free.
- ◆Milky white bottles (for skin lotion, etc.) ◆Paint bottles ◆Bottles for pesticides, medicines or other dangerous materials

### Cans and Spray Cans

☆Aluminum cans will be recycled into various aluminum ware or new aluminum cans. Steel cans will be recycled into construction materials or new steel cans.



Rinse insides / Use up contents  
(Cans) (Spray cans)



Put them in the blue container  
at the recyclable collection points

- Metal caps or cans for sweets can also be put into the blue container.
- Be sure to take your bags home with you in which you carried bottles.
- Be sure to empty spray cans or gas cartridges (for camp stoves, etc.).
- ※Do not puncture the cans.

### Unacceptable

【Items below are non-burnable garbage. Follow the directions on page2】

- ◆Household metal utensils such as pots or kettles
- ◆Cans for pesticides, medicines, or other dangerous materials
- ⇒You can bring the metal utensils to "Recycle Hiroba Machida (recycle-plaza)" for free.





## Hazardous Waste

- Hazardous waste needs to be taken out at your area's designated recyclable collection points by 8:30am on the designated collection days.
- The collection days vary by area. Please check the callender of garbage collection or download "garbageinfo.app" of Machida City.

## The 2nd "Glass Bottles and Cans collection day" of each month

### Dry batteries



### Coin cell batteries



※Acceptable Models have the designation number starting with "CR" or "BR"



Nickel-cadmium batteries



Nickel-hydrogen batteries



Lithium-ion batteries

Batteries with the symbols left



Put them in the brown container at the recyclable collection points

Return to the shops where the batteries are sold (in-store collection boxes)

### Unacceptable

◆Button cell batteries ◆Rechargeable batteries ◆Car batteries

⇒Batteries listed above need to be returned to the shops where they are sold for proper disposal.

## The 4th "Glass Bottles and Cans collection day" of each month



Fluorecent bulbs or tubes



Mercury thermometers



Cigarette lighters



Put them in the white container at the recyclable collection points

- In order to prevent the items being broken, wrap them securely in newspaper or put them in the original packaging.
- If broken, put them into a transparant or a translucent bag.

※Thermometers (alcohol or electronic) and light bulbs (incandescent or LED) are non-burbable garbage (see page2).

## Oversized garbage

You can bring oversized garbage directly to the municipal disposal plant "Recycle Bunka Center". Or you can make an arrangement for collection service. See the following instructions.

※An item which can not contained in the designated prepaid bag is treated as "oversized garbage".

### Direct Carrying In

【Fee】 ¥250 per 10kg (※Cash only "Sodaigomi-stickers" are only for collection service)

【Location】 Municipal disposal plant in "Recycle Bunka Center" (3160 Shimo-oyamadamachi, Machida City)

【Reservation】 042-797-1651 (※Reservation is necessary)

【Reception Time】 Monday through Saturday (Closed on National Holidays) 8:30AM~11:30AM • 1:00PM~4:00PM

### Collection Service

【Fee】 After making arrangement for collection service, You need to purchase "Sodaigomi-stickers"

【Office】 Public corporation for Recycling "Machida Ecolife Suishin Kousya" 042-797-1651 (for reception)

【Reception Time】 Monday through Saturday (Closed on National Holidays) 8:30AM~5:00PM

○ "Sodaigomi-stickers" are sold at the designated shops such as drugstores or convinience stores.



When you make a call for an arrangement, you will get your "reception number"



The sticker on the left shows ;  
"This shop sells 'Sodaigomi-stickers' "  
※See the shop list in on the "site" page in "garbageinfo app."



○ Take out "oversized garbage" in front of house by 8:30 on the appointed day.  
And "Sodaigomi-stickers" with "reception numbers" need to be stuck on the garbage.

※Please note that the collectors can not take the oversized garbage out of your house.  
You need to take them out yourself.



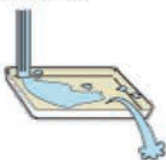
## What can be brought to Free Collection Bases

The following items can be brought to the free collection bases in Machida City. See the list of the bases on our website.

### White Styrofoam Trays

※Trays with dirt or smell are not acceptable. Take them out as "burnable garbage"(See page1)

Rinse them



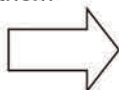
to the "Free Collection Base"



### Cartons



Rinse them















Open, unfold and dry them up

※Cartons can also be taken to the recyclable collection points on "used paper collection days"(See page4)

## What are not collected by Machida City

Please ask the dealers or shops which sold them about disposal.

					
Motorcycles	Tires, Wheels	Batteries	Pianos	Fire resistant safes	Computers (bodies, monitors, etc.)
					
Oil, Kerosene	Fire extinguishers	Hazardous materials	Bowling balls	Propane cylinders	Appliances that are specified in "Home Appliance Recycling Law"

## Animal dead bodies

Please make a call for collection. 042-797-7111  
3Rsuishinka(Gabage Collection Department)

☆Bodies of animals or birds will be collected by the local government, and buried in animal cemetery.

○ Fee is necessary for pets (¥2,500 per 1 body)

※Remains can not be returned, because the animals will be buried together.



## Designated Prepaid Bags of Machida City

### Types and Prices

### Bags for Burnable Garbage

Large(40ℓ)  
¥640(10-bag pack)

Medium(20ℓ)  
¥320(10-bag pack)

Small(10ℓ)  
¥160(10-bag pack)

Mini(5ℓ)  
¥80(10-bag pack)



### Bags for Non-burnable Garbage

Large(40ℓ)  
¥640(10-bag pack)

Medium(20ℓ)  
¥320(10-bag pack)

Small(10ℓ)  
¥160(10-bag pack)

Mini(5ℓ)  
¥80(10-bag pack)



※Designated prepaid bags are sold at some drugstores or convenience stores in Machida City.

(See the shop list on our website, or on "SITE" page in "garbageinfo app".)

### Bags for Diapers

\*Anything except for diapers must not be included.  
(See page1)



### Bags for Volunteer Cleaning

\*This type of bags are just for the garbage from volunteer cleaning in public areas such as roads.  
(Advanced registration is necessary)



### These 2 types of bags are free of charge.

You can get these bags at Machida City Hall, Citizens Centers, or "Recycle Bunka Center"